
Colour
Neptune

The future of architectural surfaces

The future of architectural surfaces is here :
MAXIMUM award-winning high performance, pressed porcelain
panels.

Beyond the limits of classical ceramic sizes, beyond traditional
spatial boundaries, this innovative format has been developed &
made in Italy by Graniti Fiandre using leading edge technology.
MAXIMUM pressed porcelain provides designers with a unique,
lightweight architectural finish that delivers a beautiful, natural
aesthetic with greater strength & design flexibility.

Maximum design scope

The Pipers Installation
Statuario & Travertino

Design by Thomas Coward Studio for Sydney InDesign event

Imagine designing beyond traditional spatial boundaries.

MAXIMUM is the first technical porcelain panel with these extraordinary dimensions: 1.5 metres wide, 3 metres long and just 6mm thin and selected colours available in 1.5 metres wide, 3.2 metres long and 12mm thick. Available in more than 60 incomparable colours and finishes, Maximum is lightweight, durable, UV stable, environmentally friendly and cost effective, providing limitless design possibilities.



Benchtop & Splashback
Moon 6mm


M House, Melbourne
Design by DKO Architects



Internal Stairs
Michelangelo matt
Design by Brad Swartz Architects

INFINITE SOLUTIONS

Thin, lightweight (from 14.67kg/m²) and easy to use, MAXIMUM pressed porcelain offers limitless design possibilities for interior and exterior commercial, retail and residential projects, from small space renovations through to multi-story ventilated facades.



Benchtop & Splashback
Statuario matt
Hensley Apartments, Sydney
Design by Woods Bagot

BEAUTIFUL, DURABLE & COST EFFECTIVE

Designed to outperform composite stone and quarry materials, MAXIMUM is UV stable, scratch, thermal shock resistant as well as stain and mould resistant. MAXIMUM is available in more than 60 beautiful colours & textures from finishes inspired by nature, to the cool contemporary look of concrete.



Benchtops, Splashback & Cupboard Fascias
Calacatta matt 6mm

Oreo House
by Taylor Pressly Architects

SUSTAINABLE, SAFE AND 100% NATURAL


MAXIMUM pressed porcelain panels are made entirely from natural materials such as sand, quartz, clay, feldspar and recycled content. State of the art technology and equipment is used to combine these materials in a unique manufacturing process that contains no toxic resins or chemical binders like those used in reconstituted stone products, ensuring no harmful off gassing.



**Kitchen Benchtop,
Splashback & Drawer Fasciae**
Gold Onyx matt
Design by The Stella Collective
& Thomas Coward Studio

BENCHTOPS & KITCHEN SURFACES

MAXIMUM is practically impervious to damage, it doesn't stain, doesn't etch, and is completely UV stable, so can even be used outdoors. And because it's so strong, it can be produced with thin 6mm or 12mm edge profiles. This makes it perfect for modern design treatments, and light enough for vertical applications like splashbacks and wall cladding.



**Bathroom Vanity &
Splashback**
Pietra Grey matt
Soko Sky Homes, Brisbane
Design by Cottee Parker
Developed by Spyre Group

BATHROOM SURFACES, VANITIES & INTEGRATED BASINS

MAXIMUM has a low maintenance requirement due to the material's low porosity. It is stain and mould resistant so is suitable for bathroom applications; floors, walls, showers, vanity benchtops, splashbacks or integrated basins. Seamless surfaces can be created with the large panels which minimises the need for grout joints.



COMMERCIAL & HEALTHCARE APPLICATIONS

The high physical strength and high resistance to scratching properties make MAXIMUM extremely suitable for high-traffic commercial and healthcare applications; for floors, walls or inside lift cars. Optionally, ACTIVE 2.0 is then fused to MAXIMUM panels acting in a photocatalytic process removing toxic nitrogen oxides from the air, killing harmful bacteria and reducing concentrations of dangerous VOCs.



NON-COMBUSTIBLE CLADDING & EXTERNAL FACADES

MAXIMUM is ideal for exterior facade applications as it is non-combustible and completely UV stable, so it will not change appearance with sun exposure. With profiles as thin as 6mm, MAXIMUM panels are light enough to be glue-fixed. Adhesive suppliers provide a warranty on applications up to 15m – beyond that height, facade systems and other mechanical fixings can be used.

ACTIVE 2.0

ACTIVE 2.0 is fused to MAXIMUM panels acting in a photocatalytic process removing toxic nitrogen oxides from the air, killing harmful bacteria and viruses including COVID-19 and reducing concentrations of dangerous VOCs.

PORCELAIN PANELS THAT ARE GOOD FOR YOUR HEALTH

Buildings expose their occupants to chemicals that can have serious health impacts. Airconditioning systems draw in dangerous pollutants like nitric oxide and nitric dioxide (NOx) with outside air, while furniture, paint, building materials and cleaning products release volatile organic compounds (VOCs). MAXIMUM ACTIVE 2.0 porcelain panels remove these contaminants from the air. ACTIVE 2.0 decomposes NOx on contact. It destroys VOCs, including benzene and formaldehyde. It even kills bacteria, including MRSA. And because the panels are made from 100% natural materials, with none of the toxic resins or chemical binders used in engineered stone, they make buildings healthier during construction too.

SELF CLEANING. LESS DETERGENT, LESS OFTEN

ACTIVE 2.0 destroys VOCs on contact. And because it’s hydrophilic, or “water loving”, water flows across it without beading into droplets. As a result, when it’s fused to MAXIMUM porcelain panels, they essentially become self cleaning, and require much smaller amounts of mild detergent and less frequent maintenance compared to surface materials. This saves time and money, but it also makes buildings healthier. Detergents are a major source of indoor VOCs, and typically, the more aggressive the detergent, the more VOCs are released into the air. So ACTIVE 2.0 not only destroys VOCs, it reduces the degree to which they are introduced in the first place.

KILLS BACTERIA AND VIRUSES INCLUDING COVID-19. UNDER UV, UNDER LED, IN THE DARK

Unlike the many surface materials that call themselves “antibacterial” but simply stop the spread of bacteria, MAXIMUM ACTIVE 2.0 kills bacteria, including E. Coli and MRSA and also kills viruses including COVID-19. ACTIVE 2.0 test results showed the ability of ACTIVE 2.0 to eliminate 94% of SARS-CoV-2 (responsible for COVID-19) after only 4 hours of exposure to low intensity UV light (natural light and traditional light bulbs even at low intensity). This significant result follows the ISO Certificates (ISO 21702 – ISO 18061) already obtained in respect of four well-known viral strains: the H1N1 and H3N2 Pandemic Influenzas, Enterovirus 71 and the Poliovirus. As well as ISO Certifications in the antibacterial field including antibiotic-resistant bacteria (ISO 27447 – ISO 22196).

Unlike any comparable building material, it does it in all common indoor lighting conditions – in sunlight, under UV light, under LED light, and even in complete darkness. For ISO 22196 compliance, bacteria placed on ACTIVE 2.0 was left in the dark for eight hours. In this time, E. Coli levels were reduced by 99.99% and MRSA levels were reduced by 99.61%. When specified into a building, this mitigates the risk of infection and reduces the need for intensive antibacterial detergents.

DESTROYS THE VOCs THAT CAUSE INDOOR ODOURS

The majority of odours are airborne VOCs. MAXIMUM ACTIVE 2.0 destroys VOCs on impact, directly removing those odours from the air. This has beneficial applications in all areas of a building – from bathrooms and toilets, to kitchens, to labs and hospital wards, to waiting areas and corridors – and it has benefits beyond simply making these indoor spaces more pleasant. The reduction in odours minimises the need for air fresheners and other scented deodourising products, saving time and money. And because those scented products also contribute to indoor VOC levels, it reduces the amount of airborne contaminants introduced into the building.

Please note, ACTIVE 2.0 is offered in a standard range of MAXIMUM colours with no minimum order quantities apply.


COLOURS & DESIGNS • 6MM

From beautiful colours inspired by nature, to the cool contemporary look of concrete, MAXIMUM is available in a wide range of exclusive designs. They come in a variety of finishes from a smooth matt to a highly polished and are suitable for interior or exterior applications in both residential and commercial projects.

Colours here are available in 6mm thickness in sizes of 3000 x1500mm (4.5m²) or 2700 x 1200mm (3.24m²) and have a weight of 14.67kg/m². Many 6mm colours have multiple patterns that are supplied randomly.



Ice • 3000 x 1500 x 6mm | 2700 x 1200 x 6mm | 3200 x 1500 x 12mm



Pepper • 3000 x 1500 x 6mm



Neptune • 3000 x 1500 x 6mm



Venus • 3000 x 1500 x 6mm



Taxos • 3000 x 1500 x 6mm



Moon • 3000 x 1500 x 6mm | 3200 x 1500 x 12mm



Mercury • 3000 x 1500 x 6mm



Saturn • 3000 x 1500 x 6mm



Urban Anthracite • 3000 x 1000 x 6mm | 2700 x 1200 x 6mm



Urban Sand • 3000 x 1000 x 6mm | 2700 x 1200 x 6mm



Urban Grey • 3000 x 1000 x 6mm | 2700 x 1200 x 6mm



Urban White • 3000 x 1000 x 6mm | 2700 x 1200 x 6mm | 3200 x 1500 x 12mm



Apuano • 3000 x 1500 x 6mm



Statuario • 3000 x 1500 x 6mm | 2700 x 1200 x 6mm | 3200 x 1500 x 12mm



Gold Onyx • 3000 x 1500 x 6mm



Calacatta • 3000 x 1500 x 6mm | 3200 x 1500 x 12mm



Palissandro Scuro • 3000 x 1500 x 6mm



Marquina • 3000 x 1500 x 6mm | 2700 x 1200 x 6mm



Steel • 3000 x 1500 x 6mm | 3200 x 1500 x 12mm



Oxidum • 3000 x 1500 x 6mm



Fjord Grey • 3000 x 1000 x 6mm



Fjord Sand • 3000 x 1000 x 6mm



Fjord White • 3000 x 1000 x 6mm



Piasentina • 3000 x 1500 x 6mm | 3200 x 1500 x 12mm



Grigio Tundra • 3000 x 1500 x 6mm



Pietra Grey • 3000 x 1500 x 6mm | 2700 x 1200 x 6mm | 3200 x 1500 x 12mm



Zinc • 3000 x 1500 x 6mm | 3200 x 1500 x 12mm



White Iron • 3000 x 1500 x 6mm



Urban Dove • 3000 x 1000 x 6mm | 2700 x 1200 x 6mm



Urban Ivory • 3000 x 1000 x 6mm | 2700 x 1200 x 6mm



Fjord Dusty • 3000 x 1000 x 6mm



Fjord Black • 3000 x 1000 x 6mm |



Michelangelo • 3000 x 1500 x 6mm | 2700 x 1200 x 6mm | 3200 x 1500 x 12mm




Venato • 3000 x 1500 x 6mm | 3200 x 1500 x 12mm




Bright Onyx • 3000 x 1500 x 6mm | 3200 x 1500 x 12mm



Travertino • 3000 x 1500 x 6mm



Orbico • 3000 x 1500 x 6mm



Verde Alpi • 3000 x 1500 x 6mm | 2700 x 1200 x 6mm | 3200 x 1500 x 12mm



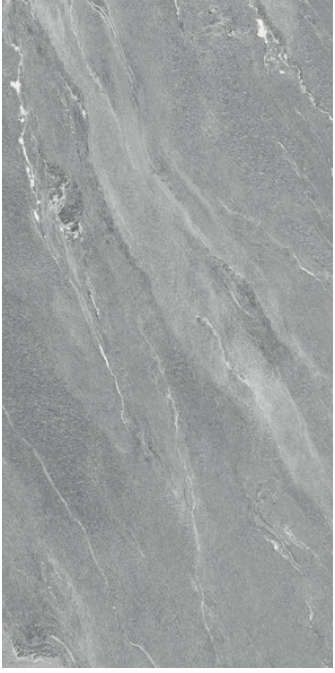
Royal Diamond • 3000 x 1500 x 6mm | 2700 x 1200 x 6mm



Bleu Di Savoie • 3000 x 1500 x 6mm



Royal Palladium • 3000 x 1500 x 6mm | 2700 x 1200 x 6mm



Vais • 2700 x 1200 x 6mm



Royal Platinum • 3000 x 1500 x 6mm | 2700 x 1200 x 6mm | 3200 x 1500 x 12mm



Pure Calacatta • 2700 x 1200 x 6mm



Fiandre Pedestal Basin
Urban Grey

FIANDRE INTEGRATED BASINS AND VANITIES

Fiandre basins are made in Italy and crafted out of MAXIMUM porcelain panels. They are available in a number of designs including pedestal basins, single or double wall-hung basins or vanity tops. They can be finished in more than 30 of the MAXIMUM porcelain panel colours and finishes inspired by natural stones and marbles, to the contemporary look of concrete.

COLOURS & DESIGNS • 12MM

Some MAXIMUM colours are available in 12mm thickness. They have a nominal size of 3200 x1500mm (4.8m²) and a nominal weight of 29.34kg/m². All 12mm porcelain panels require trimming before processing. 12mm colours are supplied in one pattern as described and throughbody veining is available in some colours.

MAXIMUM designs come in a variety of finishes from a smooth matt to a highly polished.



Calacatta • 3000 x 1500 x 6mm | 3200 x 1500 x 12mm



Venato • 3000 x 1500 x 6mm | 3200 x 1500 x 12mm




Statuario • 3000 x 1500 x 6mm | 2700 x 1200 x 6mm | 3200 x 1500 x 12mm




Michelangelo • 3000 x 1500 x 6mm | 2700 x 1200 x 6mm | 3200 x 1500 x 12mm



Argento • 3200 x 1500 x 12mm



Piasentina • 3000 x 1500 x 6mm | 3200 x 1500 x 12mm



Zinc Titanium • 3000 x 1500 x 6mm | 3200 x 1500 x 12mm



Royal Platinum • 3000 x 1500 x 6mm | 2700 x 1200 x 6mm | 3200 x 1500 x 12mm



Ice • 3000 x 1500 x 6mm | 2700 x 1200 x 6mm | 3200 x 1500 x 12mm



Steel • 3000 x 1500 x 6mm | 3200 x 1500 x 12mm



Moon • 3000 x 1500 x 6mm | 3200 x 1500 x 12mm



Verde Alpi • 3000 x 1500 x 6mm | 2700 x 1200 x 6mm | 3200 x 1500 x 12mm



Bright Onyx • 3000 x 1500 x 6mm | 3200 x 1500 x 12mm



Fior Di Bosco • 3200 x 1500 x 12mm



Pietra Grey • 3000 x 1500 x 6mm | 2700 x 1200 x 6mm | 3200 x 1500 x 12mm



Urban White • 3000 x 1000 x 6mm | 3200 x 1500 x 12mm

FABRICATION NOTES

Benchtop and splashback installation tips for achieving the best results.

1.

Handling Material - Take care during transit. For benches with cutouts, lay bench against a solid substrate such as MDF or similar, ensuring that backing support is at least 2cm larger than the bench-top. Strap, clamp or tape both together, so handling will be easier and to avoid potential damage. Always carry panels edge on i.e. vertically, not horizontally.
2.

Substrate - When selecting a substrate for benchtops always use a rigid and continuous moisture-resistant substrate such as CFC, FC or other. Ensure that the substrate has no flex. Do not install MAXIMUM panels over timber support bench battens without a suitable substrate.
3.

Adhesives - The fabricator or installer should use the following recommended adhesives for substrates and mitres. Mapei Keralastic, Mapei G19 or T-Rex for adhesion to substrates. Apply adhesive to substrate as per manufacturer's guidance. Always lightly skim adhesive to the rear of the panel. 100% adhesive coverage for benchtop substrates and splashbacks is strictly required. **Always respect manufacturer's curing times for adhesives before completing further works such as coring holes or working above the finished MAXIMUM installation.** For mitre joints, Akemi Akepox 5010 epoxy adhesive has excellent adhesion for porcelain.
4.

Overhangs - Unsupported overhangs should be minimized. A flush finish to benches or maximum 20mm overhang with angle support is recommended. If larger overhangs are required for island benches, use a suitable support substrate to minimise any potential damage to material due to heavy impact or flex. Substrate must be rigid.
5.

Under-mounted Sinks - If the sink is under-mounted, do not adhere sinks to underside of porcelain only. The sink or basin must be fully supported by the substrate. It is essential to avoid over tightening tap fittings. Ensure that MAXIMUM sits flush to the substrate edge and that porcelain and substrate both support the tap base and housing. A solution for fitting taps is to fix the tap base housing direct to the substrate, which means enlarging the hole so that the tap base can be recessed (ensure that silicon is used to prevent moisture ingress). Only use silicon to adhere sink lip (aluminum or stainless element) to MAXIMUM (due to thermal movement of metal) and adhesive to fix MAXIMUM to substrate. Ensure that the silicon and adhesive sit at the same level and thickness.
6.

Top-Mounted Sinks - If the sink is top mounted ensure that MAXIMUM sits flush to edge of substrate. Maximum to be completely adhered to the substrate. Substrate to support sink weight.
7.

Cut outs for sinks or cook tops - Cut outs should have rounded internal corners (min. 5 - 10mm radius) to prevent radial cracking. Specifically, items like shower niches, fireplaces etc. where the porcelain might be expected to return in from one or more faces with a mitred or butt joint. It is essential that the face panel is sectioned around this type of opening to avoid stress points in the product, where subsequent movement in the structure may cause a fracture. We recommend a minimum 80mm to any panel edge from cook-top or sink cut out. Minimum of 50mm to any edge of tap hole from panel edge or edge of sink.
8.

Splashbacks - When adhering splashbacks to the rigid moisture resistant substrate, do not spot fix. Always achieve 100% adhesive coverage.

The fabricator or installer must read the **Fabrication & Joinery Installation Manual** thoroughly before engaging in installation. To download the Installation Manual or view installation videos, please visit www.maximumnz.com. Contact your MAXIMUM distributor for any installation questions.

CARE AND MAINTENANCE

MAXIMUM pressed porcelain panels are stain, scratch and thermal shock resistant; they are also UV resistant, therefore suitable for internal and external use. To ensure that the surface stays in excellent condition it is recommended that all maintenance guidelines are carefully followed.

Stain Resistance – MAXIMUM panels are stain resistant. However, to keep the finish in top condition, normal daily care must be taken to immediately clean up stains and spills, especially on polished surfaces.

Routine Cleaning – Ensure any food products such as red wine, food, oils and drinks are immediately washed away using warm water or with small quantities of a non-bleach or non-abrasive household cleaner. Use a soft non-abrasive cloth. Do not use cleaners that have high alkaline pH levels, such as oven or drain cleaners. Avoid hydrofluoric acid or its compound.

In the unlikely event of a stain, use a nonabrasive cleaning product, sugar soap, normal cream based house cleaning products or bicarbonate soda mixed with warm water. To remove any other hard substances that may adhere to surface always use a plastic scraper to gently remove material. Avoid the use of industrial and harsh chemicals on the surface, such as paints, paint strippers, permanent markers and inks. To remove permanent marker or similar, pour a small amount of Glitz Premium Bleach over the stain only and let it sit for 4 hours or overnight, then wash off with warm water.

Heat Resistance – While MAXIMUM is thermal shock resistant, it is advisable, for safety purposes, to use a heat mat or similar when placing hot pots on the bench.

Minimising Scratches – MAXIMUM panels are scratch resistant, not scratch proof. MAXIMUM will easily withstand daily use. Always use cutting boards when preparing food. Avoid sliding heavy metallic objects along the surface.

General Cleaning – To clean and revitalise MAXIMUM porcelain surfaces, use Glitz Green eucalyptus oil (available from Bunnings). Use a dry soft cloth and gently wipe over the surface.

External Use – MAXIMUM is UV resistant and can be used externally. Follow routine cleaning procedures as you would internally.

For further assistance or advice, please contact your MAXIMUM distributor.

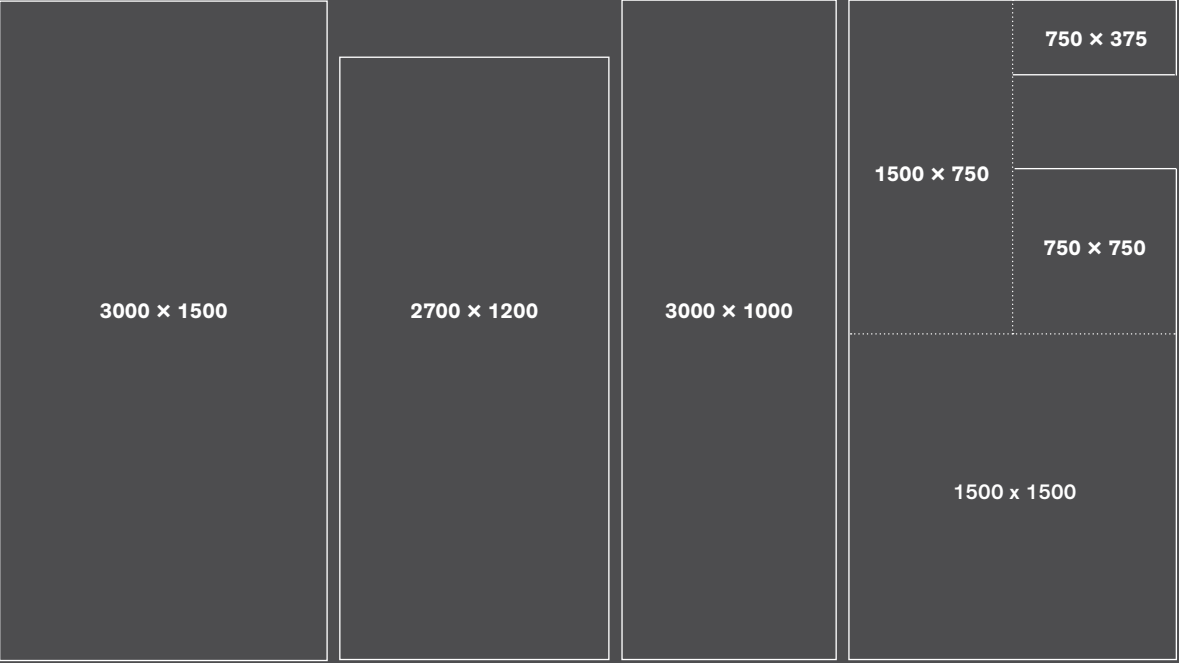


Benchtop & Splashback
Argento 12mm

Magnus Apartments, Brisbane
Design by Cottee Parker
Developed by Pointcorp

SPECIFICATIONS

6mm



Nominal thickness
6mm

Panel size
3000 × 1500 (4.5m²)

Nominal weight
14.67kg/m²

12mm



Nominal thickness
12mm

Nominal panel size
3200 × 1500 (4.8m²)

Nominal weight
29.34kg/m²

For detailed individual product specifications, technical data, design inspiration and more about the MAXIMUM story please visit www.maximumnz.com

MAXIMUM[®]
FIANDRE EXTRALITE

maximumnz.com